



Extruded aluminium track, cut to size.
IT IS possible to install the duct to the wall or on the work surface.


Made of insulating plastic material with aluminium cover.

Net weight 1 kg every 100 cm.

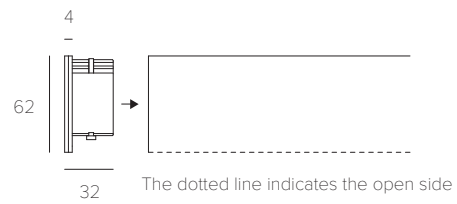
Net weight Kg 0.02

Wired track

End covers



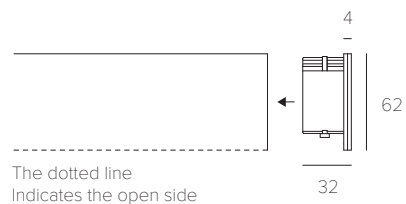
The dotted line
Indicates the open side of the track



The dotted line indicates the open side

70010	Satin silver	100 cm
70310	White	100 cm
70510	Black	100 cm
70020	Satin silver	200 cm
70320	White	200 cm
70520	Black	200 cm
70030	Satin silver	300 cm
70330	White	300 cm
70530	Black	300 cm
70040	Satin silver	400 cm
70340	White	400 cm
70540	Black	400 cm

19037	Satin silver	Left
19337	White	Left
19537	Black	Left



The dotted line
Indicates the open side

19035	Satin silver	Right
19335	White	Right
19535	Black	Right