


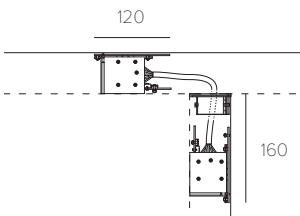


Allows the electrical connection between two side-by-side tracks. it can be used for installations with direct support 19026.



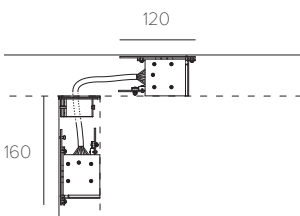
Allows the electrical connection between two side-by-side tracks. it can be used for installations with direct support 19026.

T joint



Left. The dashed line indicates the open side of the track.

- | | | |
|-------|-------|------|
| 19050 | White | Left |
| 19062 | Black | Left |



Right. The dashed line indicates the open side of the track.

- | | | |
|-------|-------|-------|
| 19052 | White | Right |
| 19064 | Black | Right |

Net weight Kg 0.26

IP20 CE

Adjustable joint



The dashed line indicates the open side of the track.

- | | |
|-------|-------|
| 19066 | White |
| 19068 | Black |

Net weight Kg 0.26

IP20 CE